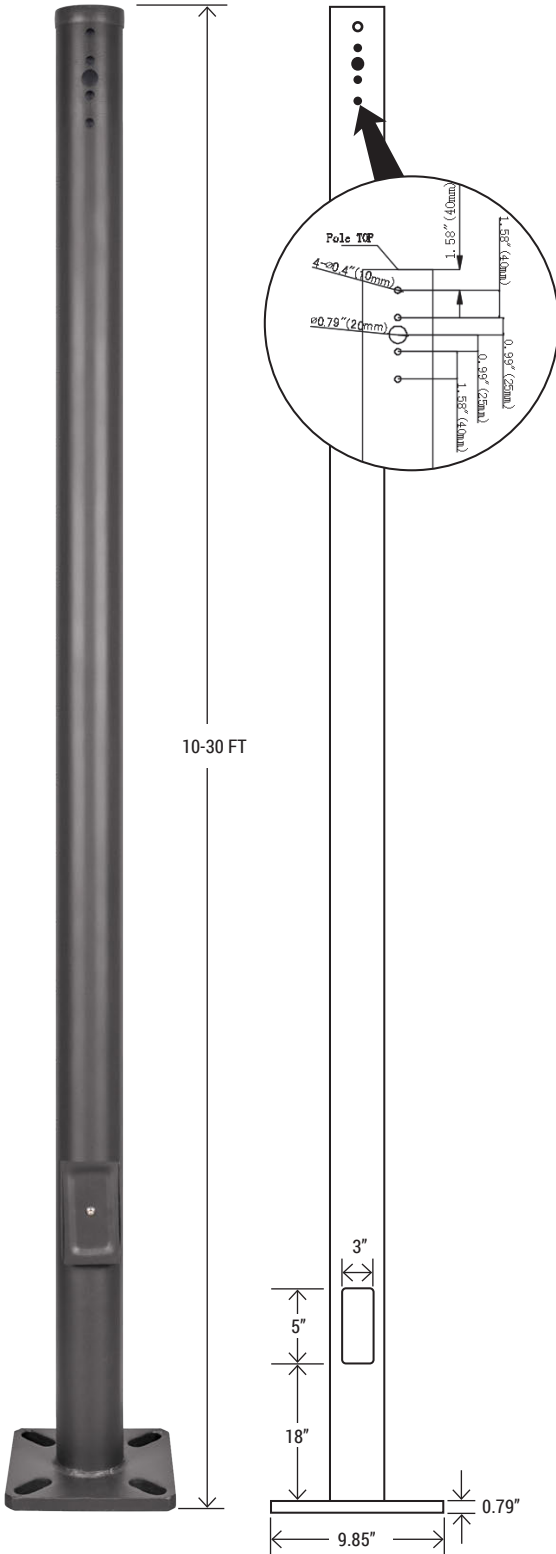


Straight Round Steel Poles

Size: 3" (3" dia.), 4" (4" dia.), 5" (5" dia.)



Straight Round Steel poles are built from high strength steel tube and are available side drilled for arm mounted area lighting luminaires or with tenon mounts for flood and post top luminaires. Typical area lighting applications include retail centers, industrial parks, schools and universities, public transit and airports, office buildings and medical facilities. Mounting heights of 10 to 30 feet can be used based on selected luminaire application.

5J 5-@56-@HM

5J 5-@56-@HM

FINISH:

Textured architectural powder-coat finish, baked to ensure maximum paint adhesion, hardness and durability.

ANCHOR BOLTS:

Anchor bolts are sized based on pole data charts for the selected pole size.

HAND HOLE:

Cast iron reinforced hand hole and cover with ground screw.

BASE COVER:

A two-piece formed steel cover that is easily assembled and fitted over the pole base.

POLE LENGTH:

Poles are available in standard lengths as shown in the order matrix. Poles can be custom cut to order. Consult factory.

ACI BHB; :

ACI BHB; : A polycarbonate top rain cover is included.

SPECIFICATIONS: Conforms to ASTM-A 500 Grade B: Minimum Yield Strength of 46,000 PSI.

K 5 F 5BHM

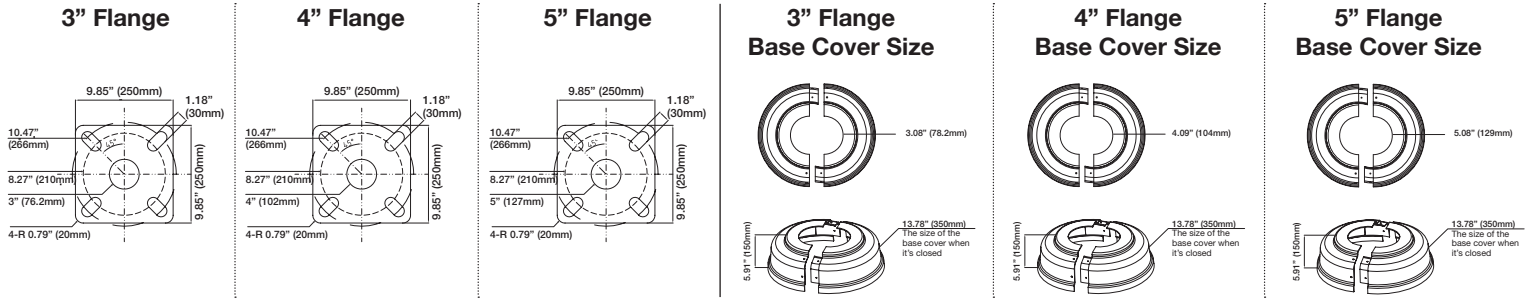
K 5 F 5BHM

SPECIFICATION	10FT	15FT	20FT	25FT	30FT
1" : cch					
1.5" : cch					
2" : cch	L = 3.0 (m)	L = 4.6 (m)	L = 6.1 (m)	L = 7.6 (m)	L = 9.1 (m)
2.5" : cch					
3" : cch					

Straight Round Steel Poles

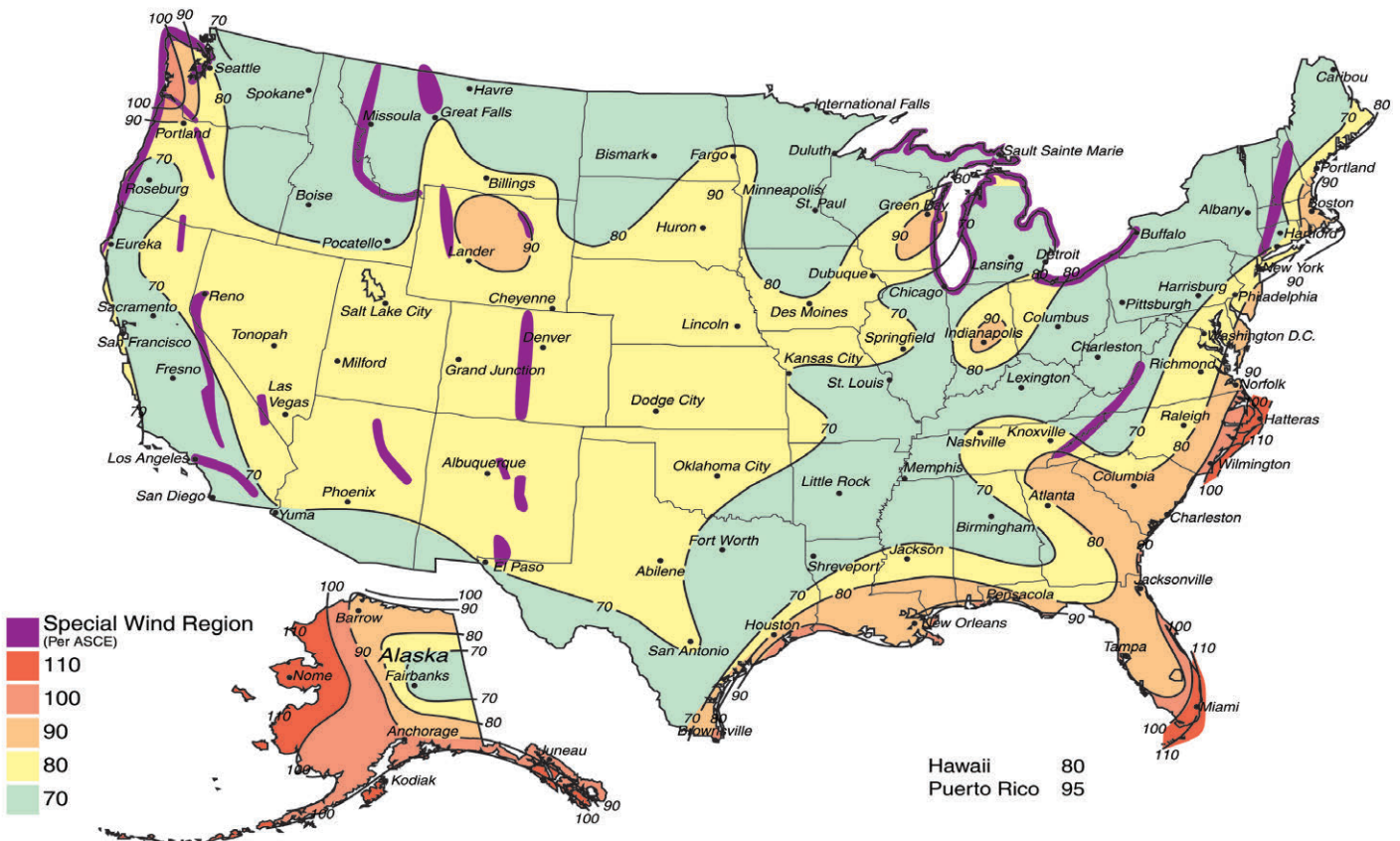
Size: 3" (3" dia.), 4" (4" dia.), 5" (5" dia.)

DIMENSION



DIMENSION DATA

HEIGHT	GAUGE	SIZE	BOLT SIZE	WEIGHT (LBS)	EPA 70	EPA 80	EPA 90	EPA 100	EPA 110	EPA 120
10ft	11	3" dia.	M0.75"X 19.69"X 3.94"	72	26.2	22.5	20.1	16.4	11.3	9.6
15ft		4" dia.		95	17.8	14.6	12.3	10.9	8.2	6.4
20ft				143	11.9	9.1	8.8	6.8	5.5	3.8
25ft				176	10.9	7.9	6.7	5.3	4.6	3.1
30ft		5" dia.	M0.75"X 19.69"X3.94"	242	8.5	6.6	5.7	4.2	3.2	2.1



Straight Round Steel Poles

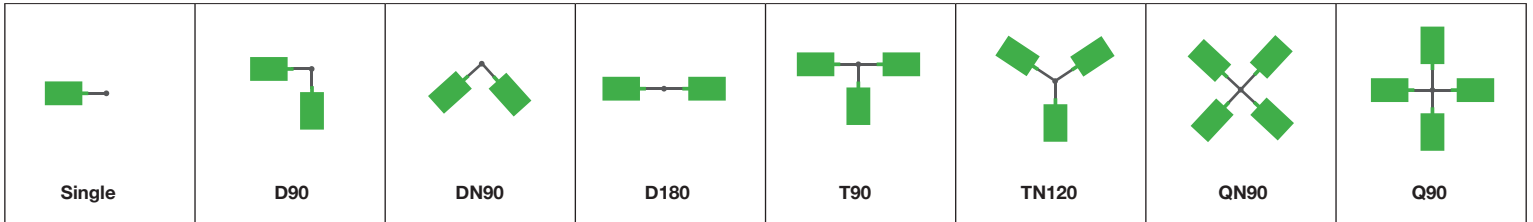
Size: 3" (3" dia.), 4" (4" dia.), 5" (5" dia.)

ORDERING INFORMATION EXAMPLE: **VDSSP-10FT-BZ-DH**

† 5XXyf 5dd JYg

VVDSRP	10FT	BZ	DH
FAMILY	HEIGHT	FINISH	≠LH F 9 MOUNTING
VVDSRP	10FT - (3.0 M) 15FT - (4.6 M) 20FT - (6.1 M) 25FT - (7.6 M) 30FT - (9.1 M)	BZ - Bronze BK - Black* WT - White* CS - Custom*	PT - Post Top* - Includes &' #, " C8 Tenon Mount SM - Side Mount ! ' -bW XYg dfY! Xfj`YX`c`Yg UbX`U`hcd`fUJb`Wdj`Yf

FIXTURE CONFIGURATIONS



INSTALLATION

1. Dig a hole in the installation position of the lamp pole. Fixed four fastener fittings according to the hole position of lamp pole and poured with cement concrete. (as shown in the figure)

ANCHORAGE GUIDE

2. Install 4 screws onto the stick and adjust to same water level, then place the square plate and screw tightly. Install the cover at the bottom of pole. (as shown in the figure)

Foundation reference specification

Reference design of Concrete size		
Specifications	Ø	H
10-15FT	31.5"(800mm)	59.1"(1500mm)
20-25FT	35.4"(900mm)	70.9"(1800mm)
30FT	35.4"(900mm)	82.7"(2100mm)

Foundation Design: We offer Foundation design references due to variations in soil structure across different areas, and we do not assume any responsibility for this variability.

Straight Round Steel Poles

Size: **3"** (3" dia.), **4"** (4" dia.), **5"** (5" dia.)

SQUARE EXTERNAL MOUNT HORIZONTAL TENON		• To mount 2/3/4 fixtures on an existing pole	
	<p>Low Profile Bullhorn with 3 Tenons WSDVTS4R3TD MAX EPA: 1.6 Finish: Dark Bronze The Bracket is designed to mount over 2-3/8" O.D. vertical tenon.</p>		<p>Low Profile Bullhorn with 2 Tenons WSDVTS4R2TD MAX EPA: 1.0 Finish: Dark Bronze The Bracket is designed to mount over 2-3/8" O.D. vertical tenon.</p>
	<p>Triple 120° Horizontal Tenon Adapter WSDQT1203TD MAX EPA: 1.4 Finish: Dark Bronze The Bracket is designed to mount over 2-3/8" O.D. vertical tenon.</p>		<p>Quad 90° Horizontal Tenon Adapter WSDQT904TD MAX EPA: 1.6 Finish: Dark Bronze The Bracket is designed to mount over 2-3/8" O.D. vertical tenon.</p>

WALL BRACKET • Attaches to any flat surface • Provides wiring access		MID-POLE TENON BRACKET	
	<p>90° Wall Mount Bracket with 2-3/8" O.D. Tenon WSDADP2590D MAX EPA: 0.6 Finish: Dark Bronze The 90° wall mount bracket with 2-3/8" tenon attaches flood and area fixtures to almost any surface: wall, roof, or wood pole. Provides wiring access and a built-in 2-3/8" O.D. tenon to mount a fixture with our adjustable slip-fitter. Suggested 3/8" diameter bolts for mounting.</p>		<p>2-3/8" OD Horizontal Tenon Mid-Pole Bracket WSDADP25D MAX EPA: 0.3 Finish: Dark Bronze 2-3/8" OD Horizontal Tenon Mid-Pole Bracket is designed to mount light fixture that is equipped with an adjustable slip-fitter onto a 2-3/8" OD horizontal tenon.</p>
	<p>180° Wall Mount Bracket with 2-3/8" O.D. Tenon WSDADP2518039 MAX EPA: 0.5 Finish: Dark Bronze The 180° wall mount bracket with 2-3/8" tenon attaches flood and area fixtures to almost any surface: wall, roof, or wood pole. Provides wiring access and a built-in 2-3/8" O.D. tenon to mount a fixture with our adjustable slip-fitter. Suggested 3/8" diameter bolts for mounting.</p>		<p>2-3/8" OD Horizontal Tenon Arc Adapter WSDADPBAR5D MAX EPA: 0.3 Finish: Dark Bronze For use with Round, non-tapered steel and aluminum poles. 2-3/8" OD Horizontal Tenon Mid-Pole Bracket is designed to mount light fixture that is equipped with an adjustable slip-fitter onto a 2-3/8" OD horizontal tenon.</p>
	<p>Square Triple 90° Horizontal Tenon Adapter WSDQT903TD MAX EPA: 1.5 Finish: Dark Bronze The Bracket is designed to mount over 2-3/8" O.D. vertical tenon.</p>		<p>Round Triple 90° Horizontal Tenon Adapter WSDSB25QD903 MAX EPA: 0.3 Finish: Dark Bronze The Bracket is designed to mount over 2-3/8" (60mm) O.D. vertical tenon. Triple" fixtures can be mounted to the Round External Mount Horizontal Tenon and adjusted horizontally.</p>
	<p>Low Profile Bullhorn with 4 Tenons WSDVTS4R4TD MAX EPA: 1.7 Finish: Dark Bronze The Bracket is designed to mount over 2-3/8" O.D. vertical tenon.</p>		<p>Four 180° Horizontal Tenon Adapter WSDRB25TR180 MAX EPA: 1.4 Finish: Dark Bronze The Bracket is designed to mount over 2-3/8" (60mm) O.D. vertical tenon. Four" fixtures can be mounted to the Round External Mount Horizontal Tenon and adjusted horizontally.</p>

Straight Round Steel Poles

Up to 25FT Light Pole Optional Accessories:

	<p>Anchor Bolt Positioning Plate WSDSPPD</p> <p>This is a screw rod positioning plate. After the screw rod of the lamp rod base is fixed underground, the positioning plate is fixed with the screw rod to prevent the screw rod from deviating. Finally, the lamp rod is locked.</p>		<p>Anchor Bolt WSDBMSS</p> <p>Before installing the lamp pole, the installation hook should be buried underground and fixed by cement. After fixing, the lamp pole should be fixed by locking screw and base installed.</p>
--	---	--	---

30FT Light Pole Optional Accessories:

	<p>Cross Screw Positioning Plate WSDSPP250BM24</p> <p>This is a screw bottom cross positioning plate. It is used in conjunction with the top positioning plate WD-SPP250-TM24 and WSD-BM24SL914-S to fix the positioning plate with the screw to prevent the screw from deviating. Finally, the lamp pole locks.</p>		<p>Anchor Bolt Positioning Plate WSDSPP250TM24</p> <p>This is a screw rod positioning plate. After the screw rod of the lamp rod base is fixed underground, the positioning plate is fixed with the screw rod to prevent the screw rod from deviating. Finally, the lamp rod is locked. (It is used in conjunction with WSD-SPP250-BM24 and WSD-BM24SL914-S).</p>
	<p>Anchor Bolts WSDBM24SL914S</p> <p>Before installing the lamp pole, the installation hook should be buried underground and fixed by cement. After fixing, the lamp pole should be fixed by locking screw and base installed. (It is used in conjunction with WSD-SPP250-BM24 and WD-SPP250-TM24).</p>		

Base Accessories:

	<p>Install Base Shield WSDIBR3D</p> <p>Finish: Dark Bronze</p> <p>The 3" Installation of base shield is used to protect the base after fixing the lamp pole, so that the lamp pole base is not damaged, thereby increasing the service life of the lamp pole.</p>		<p>Install Base Shield WSDIBR4D</p> <p>Finish: Dark Bronze</p> <p>The 4" Installation of base shield is used to protect the base after fixing the lamp pole, so that the lamp pole base is not damaged, thereby increasing the service life of the lamp pole.</p>
	<p>Install Base Shield WSDIBR5D</p> <p>Finish: Dark Bronze</p> <p>The 5" Installation of base shield is used to protect the base after fixing the lamp pole, so that the lamp pole base is not damaged, thereby increasing the service life of the lamp pole.</p>		<p>Decorative Install Base Shield WSDDBR4D17 & WSDDBR5D17</p> <p>Finish: Dark Bronze</p> <p>The 4" or 5" Installation of base shield is used to protect the base after fixing the lamp pole, so that the lamp pole base is not damaged, thereby increasing the service life of the lamp pole.</p>

Fixture Mounting:

<p>SIDE MOUNT</p>	<p>POST TOP</p>
--------------------------	------------------------