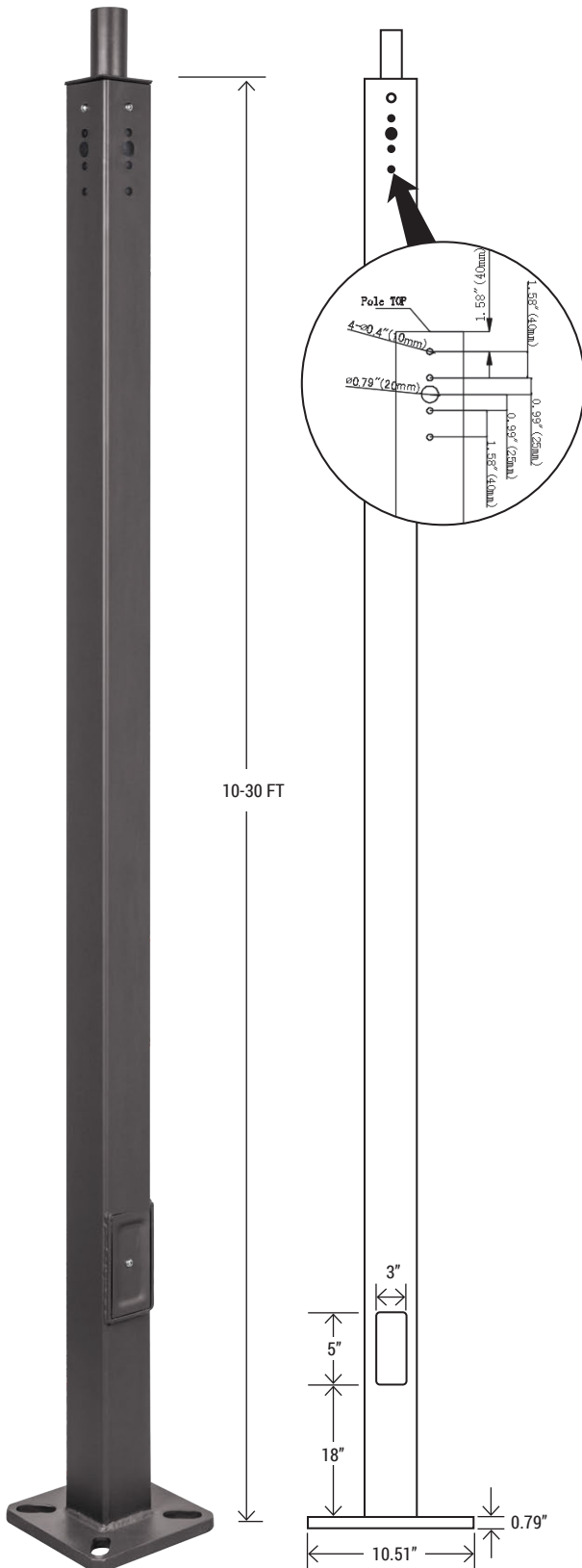


Straight Square Steel Poles

Size: 4" (4" x 4"), 5" (5" x 5")



Straight Square Steel poles are built from high strength steel tube and are available side drilled for arm mounted area lighting luminaires or with tenon mounts for flood and post top luminaires. Typical area lighting applications include retail centers, industrial parks, schools and universities, public transit and airports, office buildings and medical facilities. Mounting heights of 10 to 30 feet can be used based on selected luminaire application.

AVAILABILITY:

In stock and ships from McKinney, TX and Temecula, CA for quick delivery. Pickup is available.

FINISH:

Textured architectural powder-coat finish, baked to ensure maximum paint adhesion, hardness and durability, with a hot-dip galvanized surface treatment.

ANCHOR BOLTS:

Anchor bolts purchased separately, sized based on pole data charts for the selected pole size.

HAND HOLE:

Cast iron reinforced hand hole and cover with ground screw included.

BASE COVER:

Base cover purchased separately is a two-piece formed steel cover that is easily assembled and fitted over the pole base.

POLE LENGTH:

Poles are available in standard lengths as shown in the order matrix. Poles can be custom cut to order. Consult factory.

MOUNTING:

A top mounted 2 3/8" OD tenon is included. Poles are pre-drilled on 4 sides with plugs for side mount options

SPECIFICATIONS: Conforms to ASTM-A 500 Grade B: Minimum Yield Strength of 46,000 PSI.

WARRANTY:

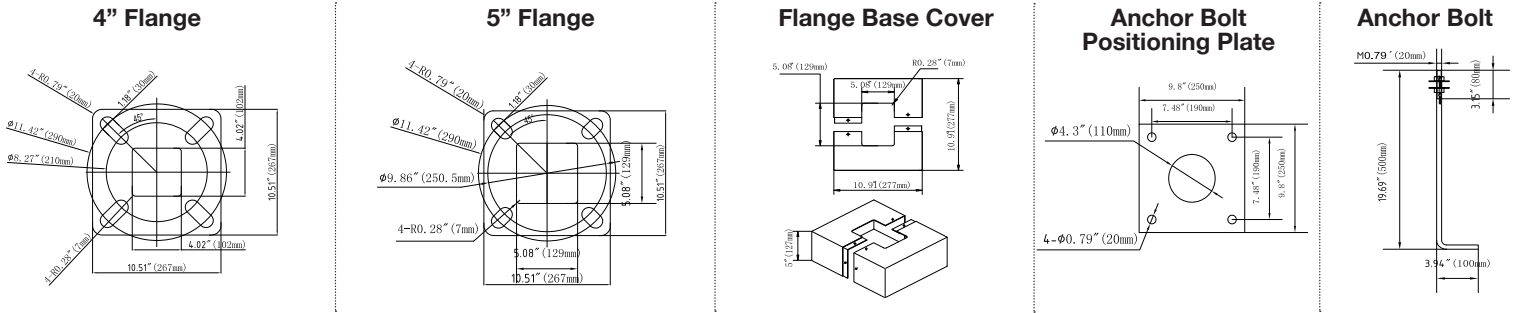
1 year limited warranty on poles and accessories

SPECIFICATION	10FT	15FT	20FT	25FT	30FT
10 Foot					
15 Foot					
20 Foot	L = 3.0 (m)	L = 4.6 (m)	L = 6.1 (m)	L = 7.6 (m)	L = 9.1 (m)
25 Foot					
30 Foot					

Straight Square Steel Poles

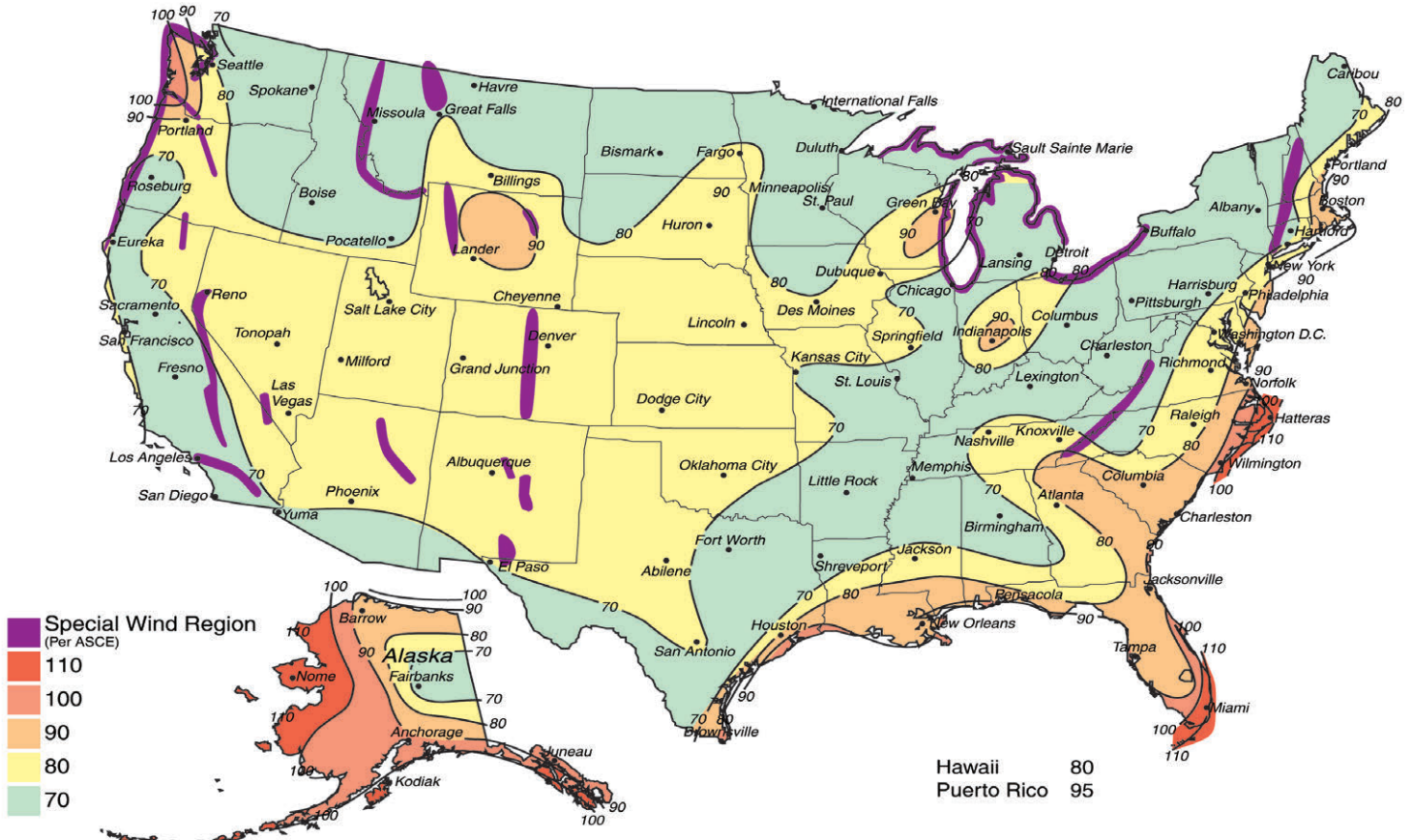
Size: 4" (4" x 4"), 5" (5" x 5")

DIMENSION



DIMENSION DATA

HEIGHT	GAUGE	SIZE	BASE	BOLT CIRCLE	BOLT SIZE	(LBS)	EPA 70	EPA 80	EPA 90	EPA 100	EPA 110	EPA 120
10ft	11	4"x4"	11"	8.27"-11.42"	M0.79"x19.69"x3.94"	101	25.2	23.5	20.3	19.4	17.3	15.6
15ft						134	15.2	13.5	11.1	9.5	7.9	6.8
20ft						169	10.2	9.3	7.5	6.2	4.2	3.6
25ft						190	8.9	6.9	5.7	4.1	3.6	2.2
30ft		5"x5"		9.86"-11.42"	M0.79"x19.69"x3.9 4" M0.95"x36"x4"	286	9.6	7.4	6.1	5.8	4.6	3.8



Straight Square Steel Poles

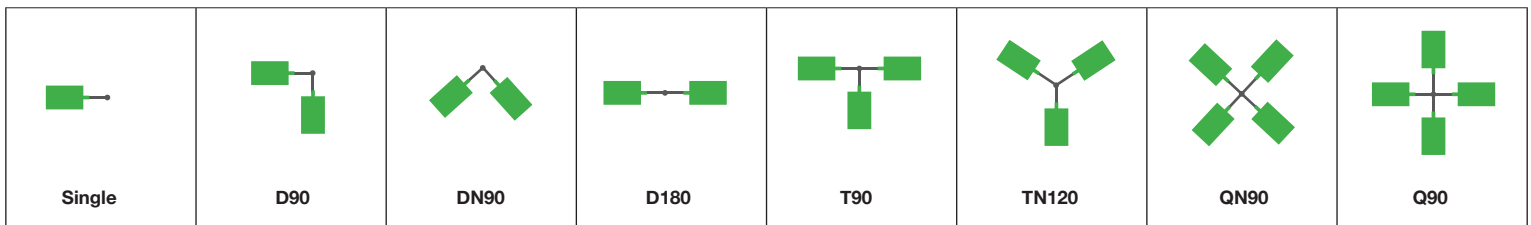
Size: 4" (4" x 4"), 5" (5" x 5")

ORDERING INFORMATION EXAMPLE: **VDSSP-10FT-BZ-PT**

***Adder Applies**

VDSSP	10FT	BZ	PT
FAMILY	HEIGHT	FINISH	FIXTURE MOUNTING
VDSSP	10FT - (3.0 M) 15FT - (4.6 M) 20FT - (6.1 M) 25FT - (7.6 M) 30FT - (9.1 M)	BZ - Bronze BK - Black* WT - White* CS - Custom*	PT - Post Top - Includes 2 3/8" OD Tenon Mount SM - Side Mount* - Includes pre-drilled holes and a top rain cover

FIXTURE CONFIGURATIONS



INSTALLATION

1. Dig a hole in the installation position of the lamp pole. Fixed four fastener fittings according to the hole position of lamp pole and poured with cement concrete. (as shown in the figure)

2. Install 4 screws onto the stick and adjust to same water level, then place the square plate and screw tightly. Install the cover at the bottom of pole. (as shown in the figure)

Foundation reference specification

Reference design of Concrete size			
Specifications	L	W	Depth
10-15FT	31.5\"(800mm)	31.5\"(800mm)	59.1\"(1500mm)
20-25FT	35.4\"(900mm)	35.4\"(900mm)	70.9\"(1800mm)
30FT	35.4\"(900mm)	35.4\"(900mm)	82.7\"(2100mm)

The screw to adjust water level

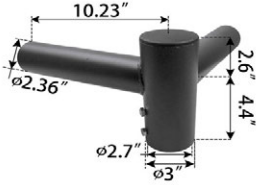
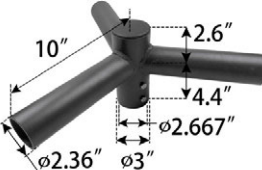
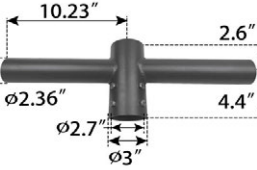
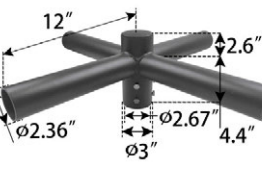

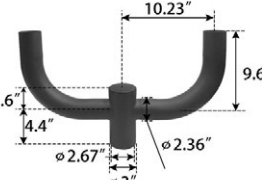
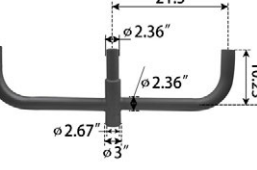
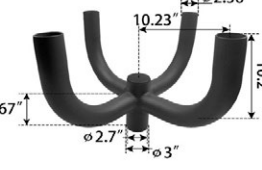

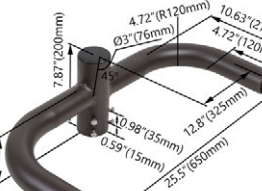
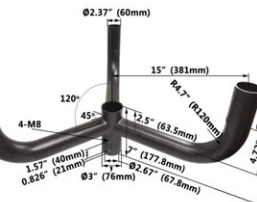
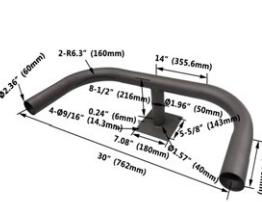
Foundation Design:We offer Foundation design references due to variations in soil structure across different areas, and we do not assume any responsibility for this variability.

Straight Square Steel Poles

Size: 4" (4" x 4"), 5" (5" x 5")

SQUARE EXTERNAL MOUNT HORIZONTAL TENON		• To mount 2/3/4 fixtures on an existing pole	
	<p>Low Profile Bullhorn with 3 Tenons WSDVTS4R3TD MAX EPA: 1.6 Finish: Dark Bronze The Bracket is designed to mount over 2-3/8" O.D. vertical tenon.</p>		<p>Low Profile Bullhorn with 2 Tenons WSDVTS4R2TD MAX EPA: 1.0 Finish: Dark Bronze The Bracket is designed to mount over 2-3/8" O.D. vertical tenon.</p>
	<p>Triple 120° Horizontal Tenon Adapter WSDQT1203TD MAX EPA: 1.4 Finish: Dark Bronze The Bracket is designed to mount over 2-3/8" O.D. vertical tenon.</p>		<p>Quad 90° Horizontal Tenon Adapter WSDQT904TD MAX EPA: 1.6 Finish: Dark Bronze The Bracket is designed to mount over 2-3/8" O.D. vertical tenon.</p>
WALL BRACKET • Attaches to any flat surface • Provides wiring access		MID-POLE TENON BRACKET	
	<p>90° Wall Mount Bracket with 2-3/8" O.D. Tenon WSDADP2590D MAX EPA: 0.6 Finish: Dark Bronze The 90° wall mount bracket with 2-3/8" tenon attaches flood and area fixtures to almost any surface: wall, roof, or wood pole. Provides wiring access and a built-in 2-3/8" O.D. tenon to mount a fixture with our adjustable slip-fitter. Suggested 3/8" diameter bolts for mounting.</p>		<p>2-3/8" OD Horizontal Tenon Mid-Pole Bracket WSDADP25D MAX EPA: 0.3 Finish: Dark Bronze 2-3/8" OD Horizontal Tenon Mid-Pole Bracket is designed to mount light fixture that is equipped with an adjustable slip-fitter onto a 2-3/8" OD horizontal tenon.</p>
	<p>180° Wall Mount Bracket with 2-3/8" O.D. Tenon WSDADP2518039 MAX EPA: 0.5 Finish: Dark Bronze The 180° wall mount bracket with 2-3/8" tenon attaches flood and area fixtures to almost any surface: wall, roof, or wood pole. Provides wiring access and a built-in 2-3/8" O.D. tenon to mount a fixture with our adjustable slip-fitter. Suggested 3/8" diameter bolts for mounting.</p>		<p>2-3/8" OD Horizontal Tenon Arc Adapter WSDADPBAR5D MAX EPA: 0.3 Finish: Dark Bronze For use with Round, non-tapered steel and aluminum poles. 2-3/8" OD Horizontal Tenon Mid-Pole Bracket is designed to mount light fixture that is equipped with an adjustable slip-fitter onto a 2-3/8" OD horizontal tenon.</p>
	<p>Square Triple 90° Horizontal Tenon Adapter WSDQT903TD MAX EPA: 1.5 Finish: Dark Bronze The Bracket is designed to mount over 2-3/8" O.D. vertical tenon.</p>		<p>Round Triple 90° Horizontal Tenon Adapter WSDSB25QD903 MAX EPA: 0.3 Finish: Dark Bronze The Bracket is designed to mount over 2-3/8" (60mm) O.D. vertical tenon. Triple fixtures can be mounted to the Round External Mount Horizontal Tenon and adjusted horizontally.</p>
	<p>Low Profile Bullhorn with 4 Tenons WSDVTS4R4TD MAX EPA: 1.7 Finish: Dark Bronze The Bracket is designed to mount over 2-3/8" O.D. vertical tenon.</p>		<p>Four 180° Horizontal Tenon Adapter WSDRB25TR180 MAX EPA: 1.4 Finish: Dark Bronze The Bracket is designed to mount over 2-3/8" (60mm) O.D. vertical tenon. Four fixtures can be mounted to the Round External Mount Horizontal Tenon and adjusted horizontally.</p>

Size: 4" (4" x 4"), 5" (5" x 5")

ROUND EXTERNAL MOUNT HORIZONTAL TENON - To mount 2/3/4 fixtures on an existing pole			
	<p>Double 90° Horizontal Tenon Adapter WDSB25TW90 MAX EPA: 0.6 Finish: Dark Bronze The Bracket is designed to mount over 2-3/8" (60mm) O.D. vertical tenon. Two fixtures can be mounted to the Round External Mount Horizontal Tenon and adjusted horizontally.</p>		<p>Triple 120° Horizontal Tenon Adapter WDSB5TR120 MAX EPA: 0.7 Finish: Dark Bronze The Bracket is designed to mount over 2-3/8" (60mm) O.D. vertical tenon. Three fixtures can be mounted to the Round External Mount Horizontal Tenon and adjusted horizontally.</p>
	<p>Double 180° Horizontal Tenon Adapter WDSB5TW180 MAX EPA: 0.4 Finish: Dark Bronze The Bracket is designed to mount over 2-3/8" (60mm) O.D. vertical tenon. Two fixtures can be mounted to the Round External Mount Horizontal Tenon and adjusted horizontally.</p>		<p>Quad 90° Horizontal Tenon Adapter WDSB25QD90D MAX EPA: 0.3 Finish: Dark Bronze The Bracket is designed to mount over 2-3/8" (60mm) O.D. vertical tenon. Four fixtures can be mounted to the Round External Mount Horizontal Tenon and adjusted horizontally.</p>
	<p>Single Spoke Bracket Tenon Adapter WDSB25S90D MAX EPA: 0.4 Finish: Dark Bronze The Bracket is designed to mount over 2-3/8" (60mm) O.D. vertical tenon. One fixture can be mounted to the Round External Mount Horizontal Tenon and adjusted horizontally.</p>		<p>180° Double Bullhorn WDRB25D180 MAX EPA: 0.9 Finish: Dark Bronze The Bracket is designed to mount over 2-3/8" (60mm) O.D. vertical tenon. Two fixtures can be mounted to the Round External Mount Horizontal Tenon and adjusted horizontally.</p>
	<p>180° Triple Bullhorn WDRB25TR180D MAX EPA: 1.4 Finish: Dark Bronze The Bracket is designed to mount over 2-3/8" (60mm) O.D. vertical tenon. Three fixtures can be mounted to the Round External Mount Horizontal Tenon and adjusted horizontally.</p>		<p>90° Quad Bullhorn WDRB25QD90 MAX EPA: 1.5 Finish: Dark Bronze The Bracket is designed to mount over 2-3/8" (60mm) O.D. vertical tenon. Four fixtures can be mounted to the Round External Mount Horizontal Tenon and adjusted horizontally.</p>
	<p>90° Wall Mount Bracket with 2-3/8" O.D. Tenon WSDADP2590HD MAX EPA: 0.7 Finish: Dark Bronze The 90° wall mount bracket with 2-3/8" tenon attaches flood and area fixtures to almost any surface: wall, roof, or wood pole. Provides wiring access and abuilt-in 2-3/8" O.D. tenon to mount a fixture with our adjustable slip-fitter. Suggested 3/8" diameter bolts for mounting. Mounting holes are spaced 3-1/4" apart.</p>		<p>Double 180° Horizontal Tenon Adapter WDRB5TR180D MAX EPA: 1.0 Finish: Dark Bronze The Bracket is designed to mount over 2-3/8" (60mm) O.D. vertical tenon. Two fixtures can be mounted to the Round External Mount Horizontal Tenon and adjusted horizontally.</p>
	<p>Triple 120° Horizontal Tenon Adapter WDSB25TR120V MAX EPA: 1.5 Finish: Dark Bronze The Bracket is designed to mount over 2-3/8" (60mm) O.D. vertical tenon. Three fixtures can be mounted to the Round External Mount Horizontal Tenon and adjusted horizontally.</p>		<p>Double 180° Wall Mount Bracket with 2-3/8" O.D. Tenon WSDADP25180H MAX EPA: 1.4 Finish: Dark Bronze The 180° wall mount bracket with 2-3/8" tenon attaches flood and area fixtures to almost any surface: wall, roof, or wood pole. Provides wiring access and abuilt-in 2-3/8" O.D. tenon to mount a fixture with our adjustable slip-fitter. Suggested 3/8" diameter bolts for mounting. Mounting holes are spaced 3-1/4" apart.</p>

Straight Square Steel Poles

Size: 4" (4" x 4"), 5" (5" x 5")

Up to 25FT Light Pole Optional Accessories:

	<p>Anchor Bolt Positioning Plate WSDSPPD</p> <p>This is a screw rod positioning plate. After the screw rod of the lamp rod base is fixed underground, the positioning plate is fixed with the screw rod to prevent the screw rod from deviation. Finally, the lamp rod is locked.</p>		<p>Anchor Bolt WSDBMSS</p> <p>Before installing the lamp pole, the installation hook should be buried underground and fixed by cement. After fixing, the lamp pole should be fixed by locking screw and base installed.</p>
--	---	--	---

30FT Light Pole Optional Accessories:

	<p>Cross Screw Positioning Plate WSDSPP250BM24</p> <p>This is a screw bottom cross positioning plate. It is used in conjunction with the top positioning plate WD-SPP250-TM24 and WSD-BM24SL914-S to fix the positioning plate with the screw to prevent the screw from deviating. Finally, the lamp pole locks.</p>		<p>Anchor Bolt Positioning Plate WSDSPP250TM24</p> <p>This is a screw rod positioning plate. After the screw rod of the lamp rod base is fixed underground, the positioning plate is fixed with the screw rod to prevent the screw rod from deviation. Finally, the lamp rod is locked. (It is used in conjunction with WSD-SPP250-BM24 and WSD-BM24SL914-S).</p>
	<p>Anchor Bolts WSDBM24SL914S</p> <p>Before installing the lamp pole, the installation hook should be buried underground and fixed by cement. After fixing, the lamp pole should be fixed by locking screw and base installed. (It is used in conjunction with WSD-SPP250-BM24 and WD-SPP250-TM24).</p>		

Base Accessories:

	<p>Install Base Shield WSDIBS4D</p> <p>Finish: Dark Bronze</p> <p>The 4" Installation of base shield is used to protect the base after fixing the lamp pole, so that the lamp pole base is not damaged, thereby increasing the service life of the lamp pole.</p>		<p>Install Base Shield WSDIBS5D</p> <p>Finish: Dark Bronze</p> <p>The 5" Installation of base shield is used to protect the base after fixing the lamp pole, so that the lamp pole base is not damaged, thereby increasing the service life of the lamp pole.</p>
--	---	--	---

Fixture Mounting:

<p>SIDE MOUNT</p>	<p>POST TOP</p>
--------------------------	------------------------