

Product Description

The Array XL series wall pack luminaire is the perfect choice for security, pathway and perimeter lighting, building entryways and walkways. Realize all of the features of a high quality unit with Philips LEDs, a sealed die cast housing, powdercoat, and UV lens, while maintaining a budget price. Look no further than the Array series to deliver outstanding performance for years to come.

> Quick Ship - In Stock, Ready to Ship

Project:		Type:
Location:		
Prepared By:		Date:
Comments:		

Performance Summary

- Philips Lumileds 3030 LEDs with high efficacy >120 Lm/W
- Standard design with modern components, excellent choice for retrofitting
- Low profile, 3G vibration rated compact design prescribed by ANSI C136.31
- Patented heat dissipation design for optimum efficiency
- National listing lab tested to IES standards with Type IV optic
- Photometric optic built over each LED for enhanced light distribution
- Optics are precisely designed to shape the distribution, maximizing efficiency
- High lumen maintenance exceeds DOE requirements
- Solid State with high-shock and vibration resistance
- Thermal management design with low junction temperature
- Extremely light weight for safety in use and installation
- Rugged A360 die-cast housing with integral heat sink
- Housing is completely sealed against moisture and environmental contaminants
- Aluminum LED boards with copper tracings for best thermal management
- LED array manufactured using a state-of-the-art SMT machine
- Light engine is available in a 5000K (70 CRI) configuration
- Polycarbonate optical lens with UV stabilizers provide outstanding performance
- Architectural bronze powdercoat finish
- Chromate conversion coating for long lasting appearance
- LED driver features short circuit, over current, over voltage, over temp protection
- 1/2" coin plugs with o-rings for conduit and optional button photocell
- 90 minute emergency backup kit can be attached to the fixture
- Emergency backup provides 8W and 900 lumens of illumination
- Rust resistant stainless steel hardware with durable nickel-plating
- Cast-in template for mounting directly over a 4" recessed outlet box
- Can also be direct wall surface mounted with 1/2" entry for conduit
- Fast turn on with no warm up or cold start issues
- 1/9th micro color binning enables tight color control
- Hot color targeting ensures color is within ANSI bin compliance
- Contains no mercury, lead, infrared or UV radiation and cool to the touch
- Operating temperature: -40 to 104 degrees F (-40 to 40 degrees C)
- 100,000 hour LED life based on LM-80 results and TM-21 calculation
- Certifications: CE, RoHS, UL, cUL, DLC - IP65 outdoor rated
- 5 year system warranty

ARRAY XL SERIES

Open Frame Wall Pack
LED Luminaire



Models:

- VDMWP08030: 30W - 3600 Lm - 6.3 Lbs
- VDMWP08040: 40W - 4650 Lm - 6.5 Lbs
- VDMWP08065: 65W - 7300 Lm - 6.7 Lbs
- VDMWP08090: 90W - 9900 Lm - 7.3 Lbs
- VDMWP01135: 135W - 16400 Lm - 9.8 Lbs

Ordering Information:				Part Number:		
Ordering Example: VDMW08030-50-T4-V27-BZ-ND						
Family	CCT	Optic	Voltage	Finish	Dimming	Accessories
VDMWP08030 VDMWP08040 VDMWP08065 VDMWP08090 VDMWP08135	50 - 5000K	T4 - Type IV Clear Lens	V27 - 120-277V	BZ - Bronze	ND - Non Dim	PC - Button Photocell 100-277V EM - Emergency Backup Kit



Vivid Leds, Inc.
PO BOX 9
Sellersburg, IN 47172
800-974-3570
www.vividleds.us

Dimensions, specifications, and product pictures are subject to change without notice.

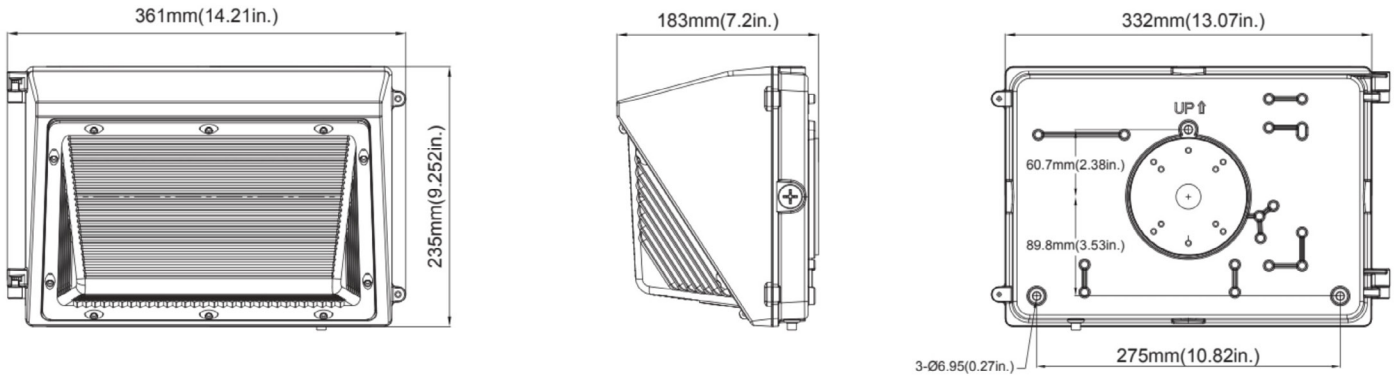
The product on this page is a manufactured to order, non-stocking item. This product cannot be returned for refund or credit.

D6

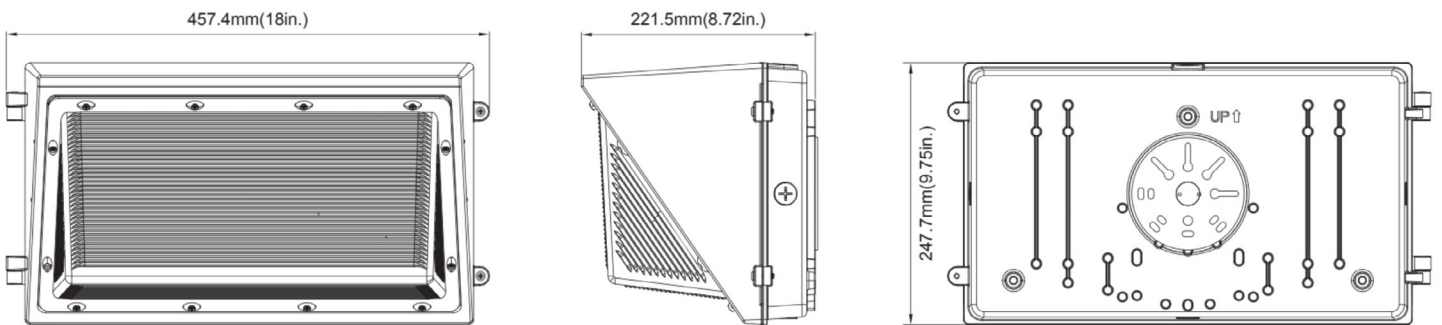
Revised 7.26.19

Dimensions:

Models: 30W, 40W, 65W, 90W

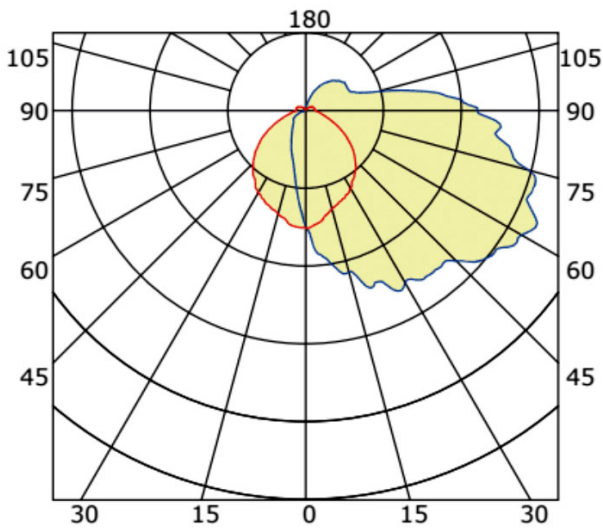


Models: 135W

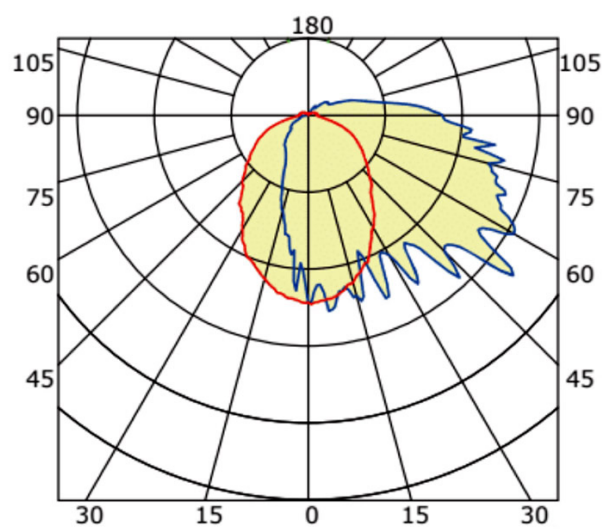


Photometrics:

Models: 30W, 40W, 65W, 90W



Models: 135W



Vivid Leds, Inc.
PO BOX 9
Sellersburg, IN 47172
800-974-3570
www.vividleds.us

Dimensions, specifications, and product pictures are subject to change without notice.