

Product Description

This luminaire is designed to replace HID lighting systems up to 100w HID. Ideal for retail centers, industrial parks, schools and universities, public transit and airports, office buildings and medical facilities, this fixture is designed for architectural wall mounting up to heights of 20 feet based on light level and uniformity requirements.

> Quick Ship - In Stock, Ready to Ship

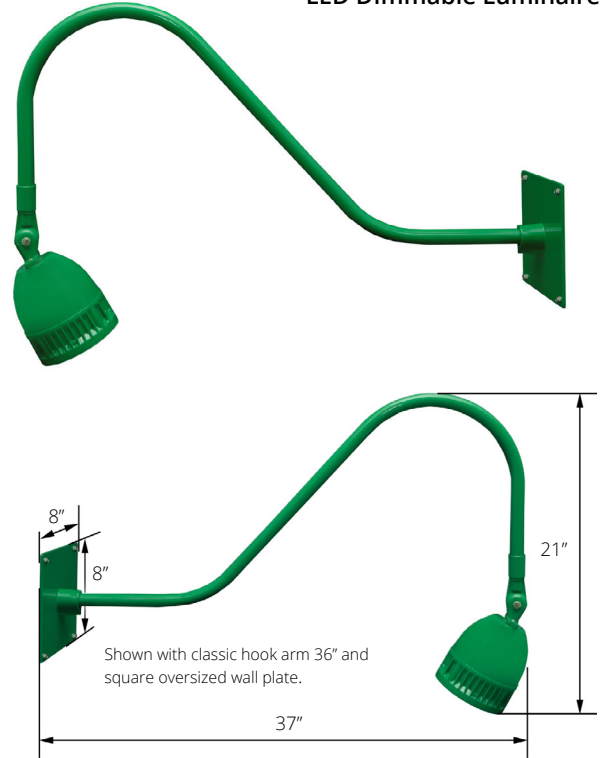
Project:		Type:
Location:		
Prepared By:		Date:
Comments:		

Performance Summary

- Samsung COB LEDs with high efficacy >115 Lm/W
- USA assembled product with quick warranty support
- Patented heat dissipation design for optimum efficiency
- National listing lab tested to IES standards with NEMA optics
- High lumen maintenance exceeds DOE requirements
- Photometric optic built over each LED for enhanced light distribution
- Tempered clear flat glass lens for reduced hot spots
- Solid State with high-shock and vibration resistance
- Aluminum LED boards with copper tracings for best thermal management
- LED array manufactured using a state-of-the-art SMT machine
- A360 extruded ingot die-cast housing with front frame
- Separate ballast compartment for best heat management
- Integral heat-dissipating fins for thermal management
- DuPont architectural powdercoat finish with many RAL options
- Chromate conversion coating for long lasting appearance
- 3/4" fixed NPS threads on mounting plate and arms
- 1/2" threaded aperture on fixture with liquid-tight connector
- Package includes coupler, reducer fittings, and adjustable knuckle
- Fixture includes 72" of power wire to feed through arm and wall box
- Rust resistant stainless steel hardware with durable nickel-plating
- High CRI - RA>80 enhances original colors
- Electronic 1-10V dimmable driver 120-277 VAC
- Fast turn on with no warm up or cold start issues
- Contains no mercury, lead, infrared or UV radiation and cool to the touch
- Operating temperature: -40 to 50 degrees celsius
- Samsung TZ chip platform with completed 6,000 hour LM-80 test
- 89,000 hour LED life @ L70 tested at 25 degrees celsius
- Certifications: CE, RoHS, CSA - IP65 sealed LED compartment
- 5 year system warranty

COMMERCE GOOSENECK C3 SERIES

Bullet Flood and Multiple Mounting Options
LED Dimmable Luminaire



Models:

- WDFB1C: 21W - 2372 Lm

Ordering Information:				Part Number:		
*Adder Applies		**Adder Applies. Extended Lead Time Applies.		Ordering Example: WDFB1C-4-AC3-BK-RM-1336-NS		
Family	CCT	Optic	Housing Finish	Mount to Wall	Mount to Fixture	Shade
WDFB1C	30 - 3000K** 40 - 4000K** 50 - 5000K	AC3 - 70°H x 70°V, NEMA 6H x 6V, Medium Optic BC3 - 100°H x 100°V, NEMA 6H x 6V, Wide Optic DC3 - 25°H x 25°V, NEMA 4H x 4V, Narrow Optic	PT - Platinum RAL9006 BK - Black RAL9011** RD - Red RAL3020** WT - White RAL9016** CS - Custom**	NM - No Mount RM - Round Wall Mount* SM - Square Oversized * Wall Mount (Specify mount color if different from housing finish)	NA - No Arm 1336 - Classic Hook Arm 36** 1330 - Classic Hook Arm 30** 2330 - Straight Arm 30** 2324 - Straight Arm 24** 2318 - Straight Arm 18** 2312 - Straight Arm 12** 3330 - Straight Offset Arm 30** 3324 - Straight Offset Arm 24** 4330 - Straight Rise Arm 30** 5330 - Round Hook Arm 30** 5324 - Round Hook Arm 24** 5318 - Round Hook Arm 18**	NS - No Shade



Vivid Leds, Inc.
PO BOX 9
Sellersburg, IN 47172
800-974-3570
www.vividleds.us


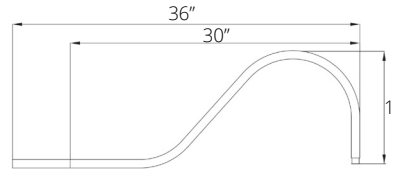

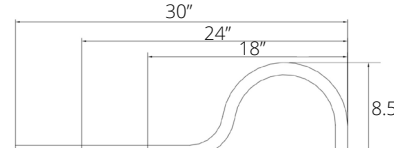

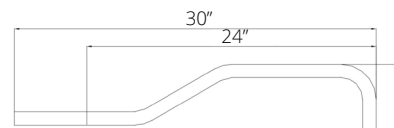

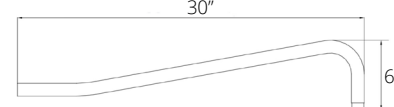

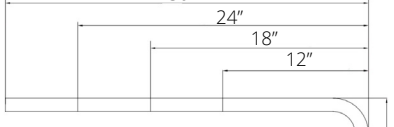
Dimensions, specifications, and product pictures are subject to change without notice.

Accessories:

- SF - Single Fuse
- DF - Double Fuse
- SP - Surge Protection

Gooseneck Decorative Arm:

A gooseneck decorative arm provides a classic design appearance for wall mounted adjustable luminaires. The series offers 5 different arm designs with two different styled wall plates. All aluminum heavy duty construction is made specifically for durability for retail centers, universities, restaurants, service stations, and facilities needing architectural styled accent lighting. Multiple fixture series are available for integration with the arm designs, and include all required interface hardware.

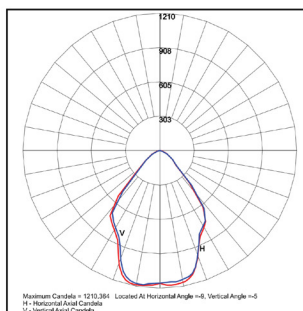
<p>1336 - Classic Hook Arm 36"*</p> <ul style="list-style-type: none"> • Heavy-Duty 3/4" Aluminum Arms with 3/4" NPS Threads on Fixture Mounting End. • Mounts with 3/4" Square or Round Mounting Plates. • Powdercoat Finish Over a Chromate Conversion Coating. Custom Colors Available Upon Request. 		
<p>5330 - Round Hook Arm 30"*</p> <ul style="list-style-type: none"> • Heavy-Duty 3/4" Aluminum Arms with 3/4" NPS Threads on Fixture Mounting End. • Mounts with 3/4" Square or Round Mounting Plates. • Powdercoat Finish Over a Chromate Conversion Coating. Custom Colors Available Upon Request. 		
<p>3330 - Straight Offset Arm 30"*</p> <ul style="list-style-type: none"> • Heavy-Duty 3/4" Aluminum Arms with 3/4" NPS Threads on Fixture Mounting End. • Mounts with 3/4" Square or Round Mounting Plates. • Powdercoat Finish Over a Chromate Conversion Coating. Custom Colors Available Upon Request. 		
<p>4330 - Straight Rise Arm 30"*</p> <ul style="list-style-type: none"> • Heavy-Duty 3/4" Aluminum Arms with 3/4" NPS Threads on Fixture Mounting End. • Mounts with 3/4" Square or Round Mounting Plates. • Powdercoat Finish Over a Chromate Conversion Coating. Custom Colors Available Upon Request. 		
<p>2330 - Straight Arm 30"*</p> <ul style="list-style-type: none"> • Heavy-Duty 3/4" Aluminum Arms with 3/4" NPS Threads on Fixture Mounting End. • Mounts with 3/4" Square or Round Mounting Plates. • Powdercoat Finish Over a Chromate Conversion Coating. Custom Colors Available Upon Request. 		

Photometric Data:

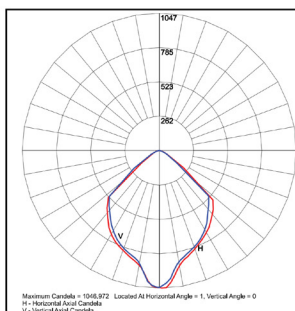
AC3 - 70°H x 70°V, NEMA 6H x 6V, Medium Optic

BC3 - 100°H x 100°V, NEMA 6H x 6V, Wide Optic

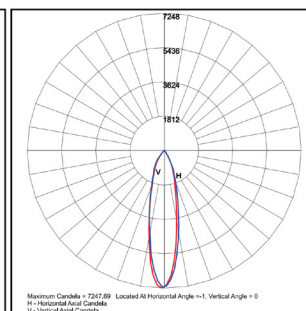
DC3 - 25°H x 25°V, NEMA 4H x 4V, Narrow Optic



BC3



AC3



DC3



Vivid Leds, Inc.
PO BOX 9
Sellersburg, IN 47172
800-974-3570
www.vividleds.us