

LED SIGNAL AMPLIFIER

ITEM NO.: SA Series

INSTRUCTION OF SIGNAL AMPLIFIER / SA-21

SA-21 is the DMX signal amplifier which compatible with international standard DMX512 protocol,with the advantages of strong adaptability,high reliability and small size,ect.There have a Opto-couplers isolation between input&output signal and also a sepa-ration between DC power supply for security design.So that to ensure a safer load and more stable signal transmission.It is the ideal DMX512 signal amplifier and widely used in the concert,hotel and stadium ect.

A. Specification

A-1. Structure

Size: L200xW89xH61mm
 Material of shell: ABS Plastic
 Working Volt: 120V/240V AC
 Protection: IP65
 Working Temp.: -20°C~40°C

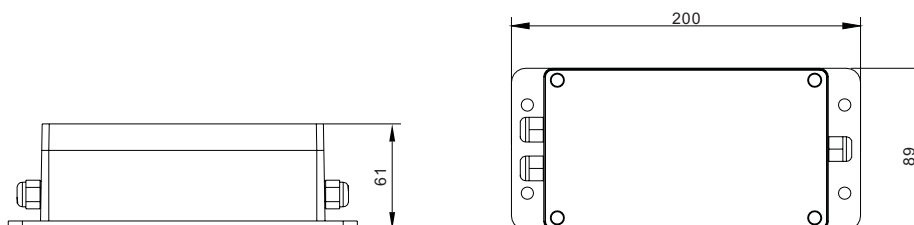


SA-21

A-2. Model Configuration Table

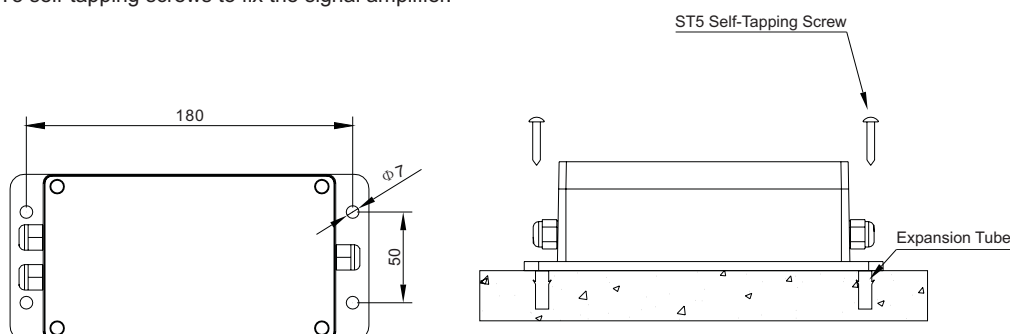
Model No.	Power Consumption (Watts)	Input Voltage(V/AC)	Weight(KGS)	Signal Model
SA-21	2	120/240	1.5	DMX

B. Dimension Drawing



C. Installation

The product supports the ground & wall mounting. Drill 4pcs D8mm location holes firstly,then fix the expansion tubes into it and lastly use ST5 self-tapping screws to fix the signal amplifier.



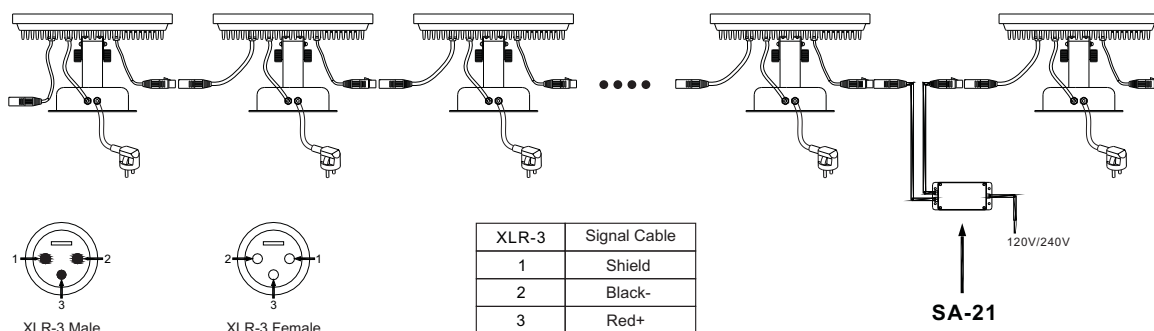
LED SIGNAL AMPLIFIER

ITEM NO.: SA Series

D.Connection

D-1:SA-21-120V/240V:

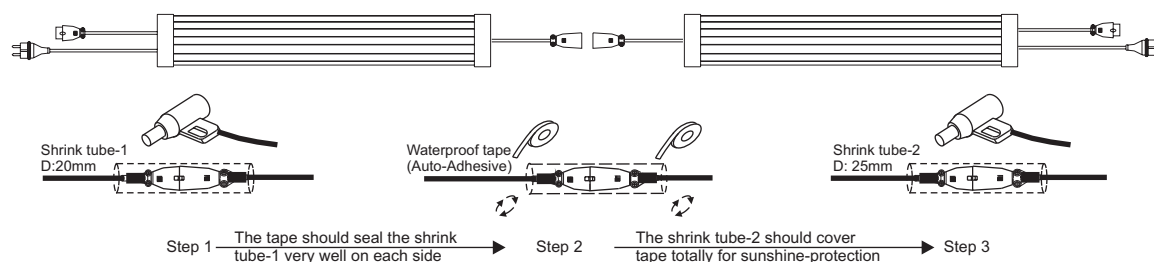
Standard DMX512 signal amplifier:one input & one output connector/XLR-3.



※Every 60pcs fixtures or 100m DMX cable need 1pc SA-21.

E.Waterproof Treatment

The signal connector of SA-11(XLR-3) must be sealed with a 20mm thermal shrinking tube(-1), blow and shrink it with a hair driers; thence wrapped with waterproof tape (auto-adhesive, please refer to below instruction for operation) on both side; Blow the second 25mm shrink tube(-2) at last so as to protect waterproof tape under sunshine and guarantee the waterproof validity.



*** Power connector should be treated in the same way if available!!!

Caution:

1. Do not plug them into power when the product is still in package;
2. Don't use anything to cover the fixture during application;
3. Don't use this product in close environment;
4. If this product appears to be damaged, do not attempt any repair, please contact your dealer.

Warning:

- * Neglect on action of the above treatment will lead to failure of waterproof and proper working of the lights!!!
- * Make sure the ground connection well avoid electric shock, due to metal housing.

Note: The above instruction are subject to update or improved without notice.Pls turn to our staff for further details !
Thanks for your long term support !