

## Product Description

The Alume Series Straight Square Steel poles are built from high strength steel tube and are available side drilled for arm mounted area lighting luminaires or with tenon mounts for flood and post top luminaires. Typical area lighting applications include retail centers, industrial parks, schools and universities, public transit and airports, office buildings and medical facilities. Mounting heights of 10' to 30'.

> Quick Ship - In Stock, Ready to Ship

Project:		Type:
Location:		
Prepared By:		Date:
Comments:		

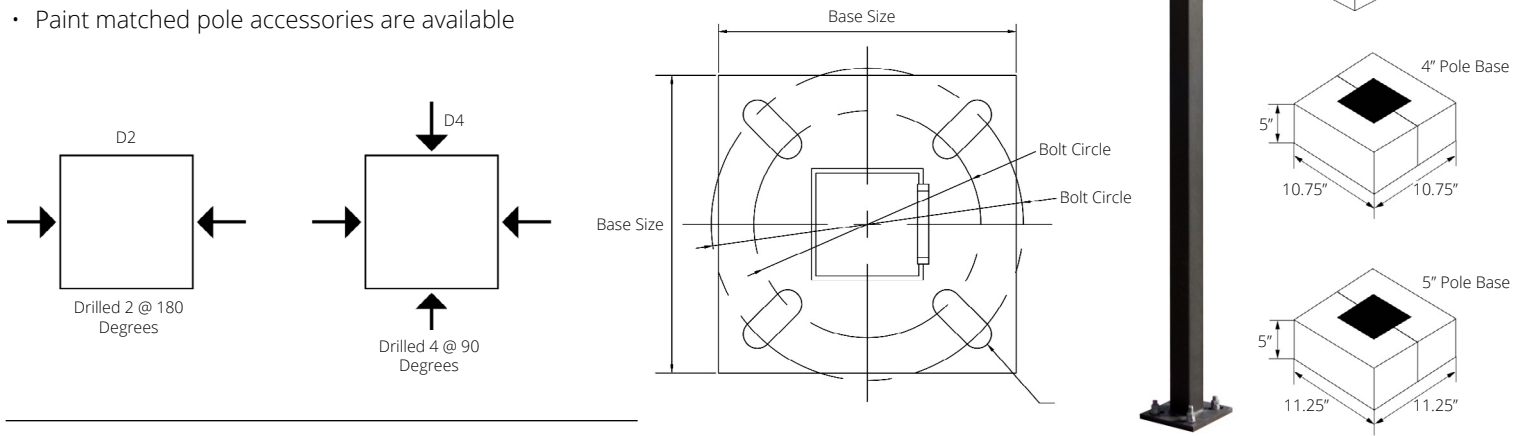
## Performance Summary

- USA assembled product with quick warranty support
- Standard length poles include 2 3/8" OD vertical tenon
- Polycarbonate top cover and hole plugs for unused drilling locations
- Poles are pre-drilled for side mount
- Drill templates available for a variety of luminaire mounting options
- Die cast aluminum reinforced cast iron hand-hole and cover with ground screw
- Anchor bolts are included and sized based on selected pole size
- Pole includes a two-piece formed steel bronze base cover
- Base cover is easily assembled and fitted over pole base
- Conforms to ASTM-A 500 Grade B: minimum yield strength of 46,000 PSI
- Wall thickness available in 11 gauge (.120") or 7 gauge (.180")
- Textured architectural bronze polyester powdercoat finish
- Baked to ensure maximum paint adhesion, hardness and durability
- Custom length pole height cutting is available
- Paint matched pole accessories are available

## ALUME 1 SERIES

Straight Square Steel Poles

4" & 5"



## Models:

- WDPS20411: Up to 20 foot, 4 inch square, 11 gauge pole, 8"-11" bolt circle, 10.5" base size, 3/4" base thickness, 4" bolt projection
- WDPS25407: Up to 25 foot, 4 inch square, 7 gauge pole, 8"-11" bolt circle, 10.5" base size, 3/4" base thickness, 4" bolt projection
- WDPS30507: Up to 30 foot, 5 inch square, 7 gauge pole, 10.6"-12" bolt circle, 11" base size, 1" base thickness, 4" bolt projection

Ordering Information:			Part Number:	Ordering Example: WDSP20411-20-BZ-P2-NO		
*Adder Applies. Extended Lead Time Applies.						
Family	Pole Height	Housing Finish	Pole Top Mounting	Options	Accessories	
WDSP20411 WDSP25407 WDSP30507	10 - 10 Foot* 12 - 12 Foot* 14 - 14 Foot* 16 - 16 Foot* 18 - 18 Foot* 20 - 20 Foot 22 - 22 Foot* 25 - 25 Foot 28 - 28 Foot* 30 - 30 Foot CS - Custom*	BZ - Bronze	D2 - Drilled 2 Sides at 180 Degrees with Plugs D4 - Drilled 4 Sides at 90 Degrees with Plugs P2 - 2 3/8" OD x 4" Height Vertical Tenon	NO - No Options LAB - Less Anchor Bolts LBC - Less Base Cover	SEE NEXT PAGE	



Vivid Leds, Inc.  
PO BOX 9  
Sellersburg, IN 47172  
800-974-3570  
www.vividleds.us

Dimensions, specifications, and product pictures are subject to change without notice.

EPA:

**Wind Loading and Dimensional Data:**

Pole Description		80 MPH		90 MPH		100 MPH		110 MPH		120 MPH		130 MPH		140 MPH		150 MPH		Structure Weight (lbs.)
Shaft Size & Wall Thickness	Mounting Height	Max EPA (SQ FT)	Max Weight (LBS)	Max EPA (SQ FT)	Max Weight (LBS)	Max EPA (SQ FT)	Max Weight (LBS)	Max EPA (SQ FT)	Max Weight (LBS)	Max EPA (SQ FT)	Max Weight (LBS)	Max EPA (SQ FT)	Max Weight (LBS)	Max EPA (SQ FT)	Max Weight (LBS)	Max EPA (SQ FT)	Max Weight (LBS)	
4" Square, 11 Gauge	10' - 0"	30.6	765	20.0	500.0	16.0	400.0	13.0	325.0	10.5	263.0	8.5	213.0	7.0	175.0	6.0	150.0	73
	12' - 0"	24.4	610	16.0	400.0	13.0	325.0	10.0	250.0	8.0	200.0	6.5	163.0	5.0	125.0	4.0	100.0	88
	14' - 0"	19.9	498	13.5	338.0	10.0	250.0	7.5	188.0	6.0	150.0	4.5	113.0	3.5	88.0	2.5	63.0	102
	16' - 0"	15.9	398	10.5	263.0	7.5	188.0	5.5	138.0	4.0	100.0	3.0	75.0	1.5	38.0	1.0	25.0	117
	18' - 0"	12.6	315	8.0	200.0	5.5	138.0	4.0	100.0	2.5	63.0	1.5	38.0	0.5	13.0	-	-	131
	20' - 0"	9.6	240	6.0	150.0	4.0	100.0	2.5	63.0	1.0	25.0	-	-	-	-	-	-	146
4" Square, 7 Gauge	10' - 0"	32.3	807	27.3	681.4	19.9	499.0	14.7	366.9	10.5	262.1	7.3	184.5	5.2	132.1	3.1	79.7	102
	12' - 0"	24.8	621	21.0	524.2	15.3	383.8	11.3	282.2	8.1	201.6	5.6	141.9	4.0	101.6	2.4	61.3	123
	14' - 0"	20.7	517	17.5	436.8	12.8	319.9	9.4	235.2	6.7	168.0	4.7	118.3	3.4	84.7	2.0	51.1	143
	16' - 0"	17.2	431	14.6	364.0	10.6	266.6	7.8	196.0	5.6	140.0	3.9	98.6	2.8	70.6	1.7	42.6	164
	18' - 0"	15.4	385	13.0	325.0	9.5	238.0	7.0	175.0	5.0	125.0	3.5	88.0	2.5	63.0	1.5	38.0	184
	20' - 0"	14	350	10.5	263.0	7.5	188.0	5.5	138.0	3.5	88.0	2.0	50.0	1.0	25.0	-	-	205
5" Square, 7 Gauge	25' - 0"	10.8	270	5.5	138.0	3.0	75.0	1.5	38.0	-	-	-	-	-	-	-	-	256
	10' - 0"	64.8	1621	46.1	1153	35	865	27	664	20	491	14	346	10	261	7	173	135
	12' - 0"	49.9	1247	35.5	887	27	665	20	511	15	378	11	266	8	200	5	133	162
	14' - 0"	41.5	1039	29.6	739	22	554	17	426	13	315	9	222	7	167	4	111	189
	16' - 0"	34.6	866	24.6	616	18	462	14	355	10	262	7	185	6	139	4	92	217
	18' - 0"	30.9	773	22	550	17	413	13	317	9	234	7	165	5	124	3	83	244
	20' - 0"	28.1	703	20.0	500	15	375	12	288	9	213	6	150	5	113	3	75	271
	22' - 0"	24.1	602	16.2	405	13	320	8	207	5	113	2	57	2	57	2	38	298
	25' - 0"	18.5	463	12.0	300	9	213	6	138	3	75	2	38	-	-	-	-	338
	28' - 0"	13.9	347	8.8	220	5	132	2	38	-	-	-	-	-	-	-	-	379
30' - 0"	10.7	267	6.5	163	4	88	1	25	-	-	-	-	-	-	-	-	406	

**NOTES:**






















- Maximum EPA (Effective Projected Area) and weight values are based on AASHTO 2013 (90-150MPH) and AASHTO 2008 (80MPH)
- Consult factory on loading criteria for pole top mounted luminaires and/or brackets
- Variations from sizes above are available upon inquiry at the factory
- Satisfactory performance of poles is dependent upon the pole properly attached to a supporting foundation of adequate design
- Structure weight is a nominal value which includes the pole shaft and base plate only
- Side drilled poles include polycarbonate pole cap
- All poles include anchor bolts standard, consult dimension table for size based on pole dimensions
- All poles include square 2-piece bronze base cover
- Pole accessories listed below use their own part number
- Pole accessories are field installed
- Pole accessories color match the bronze pole




Vivid Leds, Inc.  
 PO BOX 9  
 Sellersburg, IN 47172  
 800-974-3570  
 www.vividleds.us

Dimensions, specifications, and product pictures are subject to change without notice.

## Accessories for 4" Straight Square Steel Pole:

<p><b>VVDPTS1SZ</b> - Single Spoke Bracket, fits P2 Tenon</p> 	<p><b>VVDPTS290SZ</b> - Twin Spoke Bracket, 90 Degree Arms, fits P2 Tenon</p> 	<p><b>VVDPTS2180SZ</b> - Twin Spoke Bracket, 180 Degree Arms, fits P2 Tenon</p> 
<p><b>VVDPTS390SZ</b> - Triple Spoke Bracket, 90 Degree Arms, fits P2 Tenon</p> 	<p><b>VVDPTS3120SZ</b> - Triple Spoke Bracket, 120 Degree Arms, fits P2 Tenon</p> 	<p><b>VVDPTS490SZ</b> - Quad Spoke Bracket, 90 Degree Arms, fits P2 Tenon</p> 
<p><b>VVDPRSTR180BHZ</b> - 180 Degree Triple Bullhorn, 30 1/4" Span between mounting points, fits P2 Tenon</p> 	<p><b>VVDPRSQ180BHZ</b> - 180 Degree Quad Bullhorn, 30 1/4" Span between mounting points, fits P2 Tenon</p> 	<p><b>VVDPRSD180BHZ</b> - 180 Degree Double Bullhorn, 42 7/8" Span between mounting points, fits P2 Tenon</p> 
<p><b>VVDPSS4TRVTZ</b> - Triple Square Vertical Tenon, 26" Span between mounting points, fits P2 Tenon</p> 	<p><b>VVDPSS4Q180VTZ</b> - Quad Square Vertical Tenon, 180 Degree, 26" Span between mounting points, fits P2 Tenon</p> 	<p><b>VVDPSS4Q0VTZ</b> - Quad Square Vertical Tenon, 90 Degree, 26" Span between mounting points, fits P2 Tenon</p> 
<p><b>VVDPSS4TVTZ</b> - Twin Square Vertical Tenon, 26" Span between mounting points, fits P2 Tenon</p> 	<p><b>VVDPSS4T180HTZ</b> - Twin Square Horizontal Tenon, 180 Degree</p> 	<p><b>VVDPSS4T90HTZ</b> - Twin Square Horizontal Tenon, 90 Degree</p> 
<p><b>VVDPSS4TR90HTZ</b> - Triple Square Horizontal Tenon, 90 Degree</p> 	<p><b>VVDPSS4Q90HTZ</b> - Quad Square Horizontal Tenon, 90 Degree</p> 	<p><b>VVDPRSWMBZ</b> - Wall Mount Bracket</p> 
<p><b>VVDPSS4SVTZ</b> - (P2) Single Square Vertical Tenon. 4" Height</p> 	<p><b>VVDPRSWMB90Z</b> - Wall Mount Bracket, 90 Degrees</p> 	<p><b>VVDPTASUNVZ</b> - Pole Tenon Adapter</p> 

## Accessories for 5" Straight Square Steel Pole:

<p><b>VVDPTS1SZ</b> - Single Spoke Bracket, fits P2 Tenon</p> 	<p><b>VVDPTS290SZ</b> - Twin Spoke Bracket, 90 Degree Arms, fits P2 Tenon</p> 	<p><b>VVDPTS2180SZ</b> - Twin Spoke Bracket, 180 Degree Arms, fits P2 Tenon</p> 
<p><b>VVDPTS390SZ</b> - Triple Spoke Bracket, 90 Degree Arms, fits P2 Tenon</p> 	<p><b>VVDPTS3120SZ</b> - Triple Spoke Bracket, 120 Degree Arms, fits P2 Tenon</p> 	<p><b>VVDPTS490SZ</b> - Quad Spoke Bracket, 90 Degree Arms, fits P2 Tenon</p> 
<p><b>VVDPRSTR180BHZ</b> - 180 Degree Triple Bullhorn, 30 1/4" Span between mounting points, fits P2 Tenon</p> 	<p><b>VVDPRSQ180BHZ</b> - 180 Degree Quad Bullhorn, 30 1/4" Span between mounting points, fits P2 Tenon</p> 	<p><b>VVDPRSD180BHZ</b> - 180 Degree Double Bullhorn, 42 7/8" Span between mounting points, fits P2 Tenon</p> 
<p><b>VVDPSS5TRVTZ</b> - Triple Square Vertical Tenon, 26" Span between mounting points, fits P2 Tenon</p> 	<p><b>VVDPSS5TVTZ</b> - Twin Square Vertical Tenon, 26" Span between mounting points, fits P2 Tenon</p> 	<p><b>VVDPSS5Q0VTZ</b> - Quad Square Vertical Tenon, 90 Degree, 26" Span between mounting points, fits P2 Tenon</p> 
<p><b>VVDPRSWMBZ</b> - Wall Mount Bracket</p> 	<p><b>VVDPSS5T180HTZ</b> - Twin Square Horizontal Tenon, 180 Degree</p> 	<p><b>VVDPSS5T90HTZ</b> - Twin Square Horizontal Tenon, 90 Degree</p> 
<p><b>VVDPRSWMB90Z</b> - Wall Mount Bracket, 90 Degrees</p> 	<p><b>VVDPTASUNVZ</b> - Pole Tenon Adapter</p> 	<p><b>VVDPSS5SVTZ</b> - (P2) Single Square Vertical Tenon. 4" Height</p> 