

Product Description

With a high performance heat sink, exceptional lumen maintenance, and a rock solid housing, the Exite Pro will last for many years to come. With lumen packages ranging in comparison from 400W to 1500W HID, a variety of color temperatures and optics, this luminaire can be used in many different applications.

> Standard Ship Product - 30 Day Lead Time

Project:		Type:
Location:		
Prepared By:		Date:
Comments:		

Performance Summary

- Philips Lumileds Luxeon 3030 2D LEDs with high efficacy up to 133 Lm/W
- National listing lab tested with multiple Type V distributions, with or without reflector
- Integrated Meanwell power supply - field replaceable
- IK10 tempered clear glass lens for durability and clarity
- Designed for harsh temperature and high humidity
- Solid state with high shock and vibration resistance
- Instant on and off without delay or re-strike
- Industrial cold forged die cast fixture housing
- Smooth electrophoresis surface treatment finish with stainless hardware
- Excellent resistance to corrosion, UV degradation and abrasion
- Integrated thread with eyelet for hook, pendant, or suspension installation
- Optional surface mount or adjustable yoke bracket
- 1 foot attached power cord whip - 18AWG*3C 300V/UL/105°
- High CRI - RA>80 enhances original colors
- 1/9th micro color binning enables tight color control
- Hot color targeting ensures color is within ANSI bin compliance
- No lead, mercury, UV or IR radiation
- Short circuit, over current, over voltage, over temp protection
- Operating temperature: -30 to 50 degrees celsius
- IP65 washdown rated for indoor or outdoor applications
- Over 100,000 hour LED life
- Certifications: CE, RoHS, RCM, FCC, TUV, CB, IK10, cUL, UL, DLC
- 5 year system warranty

EXITE PRO SERIES

Affordable Solution with Multiple Mounting Options
Low Profile LED Dimmable Luminaire



Models:

- WDS10W - 184 LEDs - 100W - 13803 Lm - 10.2" (D) x 5.5" (H) - 7.5 Lbs - M10 Thread
- WDS15W - 224 LEDs - 150W - 20031 Lm - 10.2" (D) x 6.3" (H) - 8.4 Lbs - M10 Thread
- WDS20W - 288 LEDs - 200W - 26011 Lm - 10.2" (D) x 6.4" (H) - 12.2 Lbs - M12 Thread
- WDS24W - 336 LEDs - 240W - 31115 Lm - 12.6" (D) x 5.9" (H) - 12.2 Lbs - M12 Thread
- WDS30W - 455 LEDs - 300W - 42180 Lm - 12.6" (D) x 6.2" (H) - 14.9 Lbs - M10 Thread**
- WDS40W - 534 LEDs - 400W - 48977 Lm - 14.2" (D) x 8.1" (H) - 19.8 Lbs - M12 Thread
- WDS50W - 712 LEDs - 500W - 65921 Lm - 14.2" (D) x 8.1" (H) - 19.8 Lbs - M12 Thread

Ordering Information:				Part Number:		Ordering Example: WS10W50-40-T51-UNV1-BK-ND-HK	
		*Adder Applies	**WDS30W Only, No T54				
Family	CCT	Optic	Voltage	Finish	Dimming	Mounting	Accessories*
WDS10W	27 - 2700K	T51 - Type V 60 Degree Clear	UNV1 - 100-277V	BK - Black	ND - No Dim	HK - Integrated Eyelet	SC - 2.5' Safety Cable
WDS15W	30 - 3000K	T52 - Type V 90 Degree Clear	UNV2 - 277-480V*	WT - White	D1 - 1-10V Dim	YB - Yoke Bracket*	WG - Wire Guard
WDS20W	35 - 3500K	T53 - Type V 120 Degree Clear**		CS - Custom*	PWM - PWM Dim	SB - Surface Bracket*	PC - Refractor Bottom Cover
WDS24W	40 - 4000K	T54 - Type V 120 Degree Diffused			RD - Resistance Dim	PM - Conduit NPT (See thread size)	DS - Daylight Sensor
WDS30W	45 - 4500K	T55 - 60 Degree AL Reflector*			DL - Dali*		MS1 - IP20 Motion Sensor
WDS40W	50 - 5000K	T56 - 90 Degree AL Reflector*			ZB - ZigBee Wireless*		MS2 - IP65 Motion Sensor
WDS50W	57 - 5700K	T57 - 120 Degree AL Reflector*					RB - M12 to M10 Reducer
	65 - 6500K	T58 - 16" 60 Degree Refractor*					PG1 - 120V Grounded Plug
		T59 - 16" 90 Degree Refractor*					PG2 - 277V NEMA Lock Plug
		T511 - 19" 60 Degree Refractor*					PC6 - 6.5' Power Cord Extension with IP65 Connector (Field Installed)
		T512 - 19" 90 Degree Refractor*					
		T514 - 22" 60 Degree Refractor*					



Vivid Leds, Inc.
PO BOX 9
Sellersburg, IN 47172
800-974-3570
www.vividleds.us







Dimensions, specifications, and product pictures are subject to change without notice.

E2

Optic and Configuration Types:

<p>T51 - Type V 60 Degree Clear</p> <ul style="list-style-type: none"> • Slimline, no reflector or refractor needed • Dimming and electrical cable included, pre-wired, extended outside the unit for quick installation • Power cord extension and grounded plug available • Integrated eyelet, yoke bracket, surface mount bracket, or conduit NPT can be used • Motion sensor and daylight sensor capable • Wire guard available • Optic available in all models 		<p>APPLICATIONS:</p> <ul style="list-style-type: none"> • High Bays / Low Bays • Flood Lighting • Area Lighting • Canopies • Gymnasiums • Warehouses • Manufacturing • Retail
<p>T52 - Type V 90 Degree Clear</p> <ul style="list-style-type: none"> • Slimline, no reflector or refractor needed • Dimming and electrical cable included, pre-wired, extended outside the unit for quick installation • Power cord extension and grounded plug available • Integrated eyelet, yoke bracket, surface mount bracket, or conduit NPT can be used • Motion sensor and daylight sensor capable • Wire guard available • Optic available in all models 		<p>APPLICATIONS:</p> <ul style="list-style-type: none"> • High Bays / Low Bays • Flood Lighting • Area Lighting • Canopies • Gymnasiums • Warehouses • Manufacturing • Retail
<p>T54 - Type V 120 Degree Diffused</p> <ul style="list-style-type: none"> • Slimline, no reflector or refractor needed • Dimming and electrical cable included, pre-wired, extended outside the unit for quick installation • Power cord extension and grounded plug available • Integrated eyelet, yoke bracket, surface mount bracket, or conduit NPT can be used • Motion sensor and daylight sensor capable • Wire guard available • Optic available in all models 		<p>APPLICATIONS:</p> <ul style="list-style-type: none"> • High Bays / Low Bays • Flood Lighting • Area Lighting • Canopies • Gymnasiums • Warehouses • Manufacturing • Retail
<p>T55 - Type V 60 Degree Aluminum Reflector</p> <ul style="list-style-type: none"> • UGR<25 Aluminum Reflector • Dimming and electrical cable included, pre-wired, extended outside the unit for quick installation • Power cord extension and grounded plug available • Integrated eyelet, yoke bracket, surface mount bracket, or conduit NPT can be used • Wire guard available • Reflector available in all models • Field installed assembly required 		<p>APPLICATIONS:</p> <ul style="list-style-type: none"> • High Bays / Low Bays • Gymnasiums • Sports Lighting • High Mast • Warehouses • Manufacturing • Retail
<p>T56 - Type V 90 Degree Aluminum Reflector</p> <ul style="list-style-type: none"> • UGR<25 Aluminum Reflector • Dimming and electrical cable included, pre-wired, extended outside the unit for quick installation • Power cord extension and grounded plug available • Integrated eyelet, yoke bracket, surface mount bracket, or conduit NPT can be used • Wire guard available • Reflector available in all models • Field installed assembly required 		<p>APPLICATIONS:</p> <ul style="list-style-type: none"> • High Bays / Low Bays • Gymnasiums • Sports Lighting • High Mast • Warehouses • Manufacturing • Retail

Optic and Configuration Types:

<p>T57 - Type V 120 Degree Aluminum Reflector</p> <ul style="list-style-type: none"> • UGR<25 Aluminum Reflector • Dimming and electrical cable included, pre-wired, extended outside the unit for quick installation • Power cord extension and grounded plug available • Integrated eyelet, yoke bracket, surface mount bracket, or conduit NPT can be used • Wire guard available • Reflector available in all models • Field installed assembly required 	 <p>Diagram showing a 9" wide top edge, a 16.5" wide bottom edge, and a 2.4" height. A photograph shows the physical aluminum reflector with a black mounting bracket.</p>	<p>APPLICATIONS:</p> <ul style="list-style-type: none"> • High Bays / Low Bays • Gymnasiums • Sports Lighting • High Mast • Warehouses • Manufacturing • Retail
<p>T58 - 16" Type V 60 Degree Polycarbonate Refractor</p> <ul style="list-style-type: none"> • UGR<25 Polycarbonate Refractor • Dimming and electrical cable included, pre-wired, extended outside the unit for quick installation • Power cord extension and grounded plug available • Integrated eyelet, yoke bracket, surface mount bracket, or conduit NPT can be used • Bottom cover available • Reflector available in all models • Field installed assembly required 	 <p>Diagram showing a 9" wide top edge, a 16.25" wide bottom edge, and a 7.1" height. A photograph shows the physical polycarbonate refractor with a black mounting bracket.</p>	<p>APPLICATIONS:</p> <ul style="list-style-type: none"> • High Bays / Low Bays • Gymnasiums • Warehouses • Manufacturing • Retail
<p>T59 - 16" Type V 90 Degree Polycarbonate Refractor</p> <ul style="list-style-type: none"> • UGR<25 Polycarbonate Refractor • Dimming and electrical cable included, pre-wired, extended outside the unit for quick installation • Power cord extension and grounded plug available • Integrated eyelet, yoke bracket, surface mount bracket, or conduit NPT can be used • Bottom cover available • Reflector available in all models • Field installed assembly required 	 <p>Diagram showing a 9" wide top edge, a 16.25" wide bottom edge, and a 3.9" height. A photograph shows the physical polycarbonate refractor with a black mounting bracket.</p>	<p>APPLICATIONS:</p> <ul style="list-style-type: none"> • High Bays / Low Bays • Gymnasiums • Warehouses • Manufacturing • Retail
<p>T511 - 19" Type V 60 Degree Polycarbonate Refractor</p> <ul style="list-style-type: none"> • UGR<25 Polycarbonate Refractor • Dimming and electrical cable included, pre-wired, extended outside the unit for quick installation • Power cord extension and grounded plug available • Integrated eyelet, yoke bracket, surface mount bracket, or conduit NPT can be used • Bottom cover available • Reflector available in all models • Field installed assembly required 	 <p>Diagram showing a 9" wide top edge, a 18.9" wide bottom edge, and an 8.7" height. A photograph shows the physical polycarbonate refractor with a black mounting bracket.</p>	<p>APPLICATIONS:</p> <ul style="list-style-type: none"> • High Bays / Low Bays • Gymnasiums • Warehouses • Manufacturing • Retail
<p>T512 - 19" Type V 90 Degree Polycarbonate Refractor</p> <ul style="list-style-type: none"> • UGR<25 Polycarbonate Refractor • Dimming and electrical cable included, pre-wired, extended outside the unit for quick installation • Power cord extension and grounded plug available • Integrated eyelet, yoke bracket, surface mount bracket, or conduit NPT can be used • Bottom cover available • Reflector available in all models • Field installed assembly required 	 <p>Diagram showing a 9" wide top edge, a 18.9" wide bottom edge, and a 5.5" height. A photograph shows the physical polycarbonate refractor with a black mounting bracket.</p>	<p>APPLICATIONS:</p> <ul style="list-style-type: none"> • High Bays / Low Bays • Gymnasiums • Warehouses • Manufacturing • Retail
<p>T514 - 22" Type V 60 Degree Polycarbonate Refractor</p> <ul style="list-style-type: none"> • UGR<25 Polycarbonate Refractor • Dimming and electrical cable included, pre-wired, extended outside the unit for quick installation • Power cord extension and grounded plug available • Integrated eyelet, yoke bracket, surface mount bracket, or conduit NPT can be used • Bottom cover available • Reflector available in all models • Field installed assembly required 	 <p>A photograph of the physical polycarbonate refractor with a black mounting bracket.</p>	<p>APPLICATIONS:</p> <ul style="list-style-type: none"> • High Bays / Low Bays • Gymnasiums • Warehouses • Manufacturing • Retail

Accessories:

<p>DL - Dali Dimmable Driver</p> <ul style="list-style-type: none"> • Meanwell ELG constant voltage plus constant current output • Available for UNV1 - 100-277 VAC operation • Functions include 3 in 1 dimming, smart timer dimming and Dali • High efficiency up to 91% • IP65 Ingress protection • Mounted to the top of the high bay 		<p>APPLICATIONS:</p> <ul style="list-style-type: none"> • High Bays / Low Bays • Flood Lighting • Area Lighting • Canopies • Gymnasiums • Warehouses • Manufacturing
<p>ZB - ZigBee Wireless</p> <ul style="list-style-type: none"> • Wireless node controller with NEMA interface • Functions include off/on, 1-10V dimming and monitoring, GPS positioning, and detection of ambient light with photocell • Available for UNV1 - 100-277 VAC operation • Integrated 10KV surge protection • IP53 Ingress protection 		<p>APPLICATIONS:</p> <ul style="list-style-type: none"> • High Bays / Low Bays • Flood Lighting • Area Lighting • Canopies • Gymnasiums • Warehouses • Manufacturing
<p>YK - Yoke Bracket</p> <ul style="list-style-type: none"> • Sturdy aluminum mounting bracket with several mounting points • Adjustable 180 degrees left and right • Dimming and electrical cable included, pre-wired, extended outside the unit for quick installation • Power cord extension and grounded plug available • Integrated eyelet, trunnion bracket, surface mount bracket, or conduit NPT can be used 		<p>APPLICATIONS:</p> <ul style="list-style-type: none"> • High Bays / Low Bays • Flood Lighting • Area Lighting • Canopies • Gymnasiums • Warehouses • Manufacturing • Sports Lighting
<p>SM - Surface Mount Bracket</p> <ul style="list-style-type: none"> • Sturdy aluminum mounting bracket with several mounting points • Adjustable 180 degrees left and right • Dimming and electrical cable included, pre-wired, extended outside the unit for quick installation • Power cord extension and grounded plug available • Integrated eyelet, trunnion bracket, surface mount bracket, or conduit NPT can be used 		<p>APPLICATIONS:</p> <ul style="list-style-type: none"> • High Bays / Low Bays • Flood Lighting • Area Lighting • Canopies • Gymnasiums • Warehouses • Manufacturing • Sports Lighting
<p>WG - Wire Guard</p> <ul style="list-style-type: none"> • Further protection against damage to the fixture lens • Made of high strength aluminum • Includes mounting screws • Field installed 		<p>APPLICATIONS:</p> <ul style="list-style-type: none"> • High Bays / Low Bays • Flood Lighting • Canopies • Gymnasiums • Warehouses • Manufacturing
<p>DS - Daylight Harvesting Sensor</p> <ul style="list-style-type: none"> • Directly connected to 1-10V interface • Simple setup of target light by means of a potentiometer • 13' maximum mounting height 		<p>APPLICATIONS:</p> <ul style="list-style-type: none"> • High Bays / Low Bays • Canopies • Gymnasiums • Warehouses • Manufacturing
<p>MS1 - IP20 Motion Sensor</p> <ul style="list-style-type: none"> • Automatically dims when combined with 1-10V dimming • Built-in adjustable daylight sensor • Compact size to attach to the side of the highbay • Wide detection area up to 50' in diameter 		<p>APPLICATIONS:</p> <ul style="list-style-type: none"> • High Bays / Low Bays • Canopies • Gymnasiums • Warehouses • Manufacturing
<p>MS2 - IP65 Motion Sensor</p> <ul style="list-style-type: none"> • Automatically dims when combined with 1-10V dimming • Built-in adjustable daylight sensor • Compact size to attach to the side of the highbay • Wide detection area up to 50' in diameter 		<p>APPLICATIONS:</p> <ul style="list-style-type: none"> • High Bays / Low Bays • Canopies • Gymnasiums • Warehouses • Manufacturing